

4

3

2

1

D

D

C

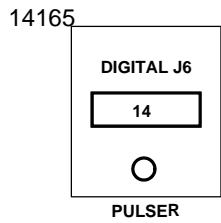
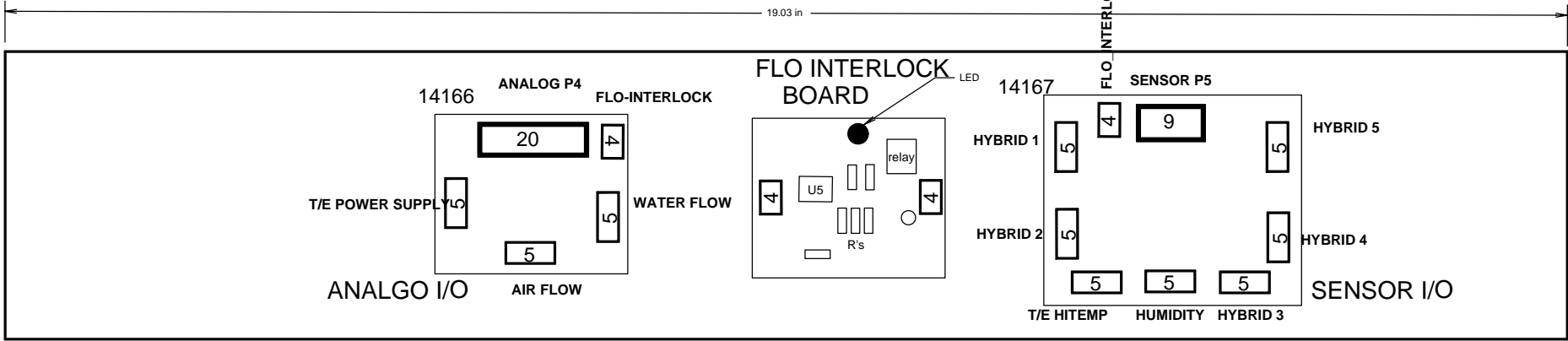
C

B


B

A

A



DIGITAL BOARD MOUNTED ON FLOW CONTROL PANEL



Rev A: added flow interlock

TITLE			HYBRID COLD CHAMBER INTERFACE PANEL	
SIZE	CAGE CODE	DWG NO	REV	A
C				
SCALE	SHEET			

4

3

2

1

A

A